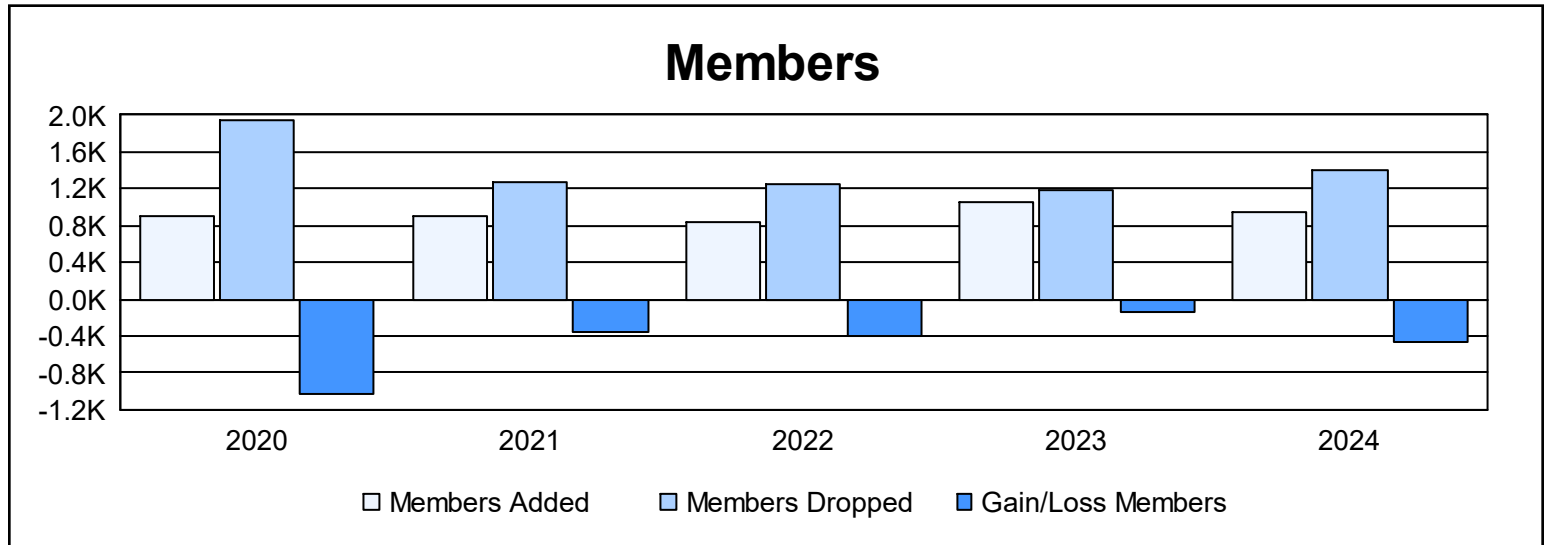
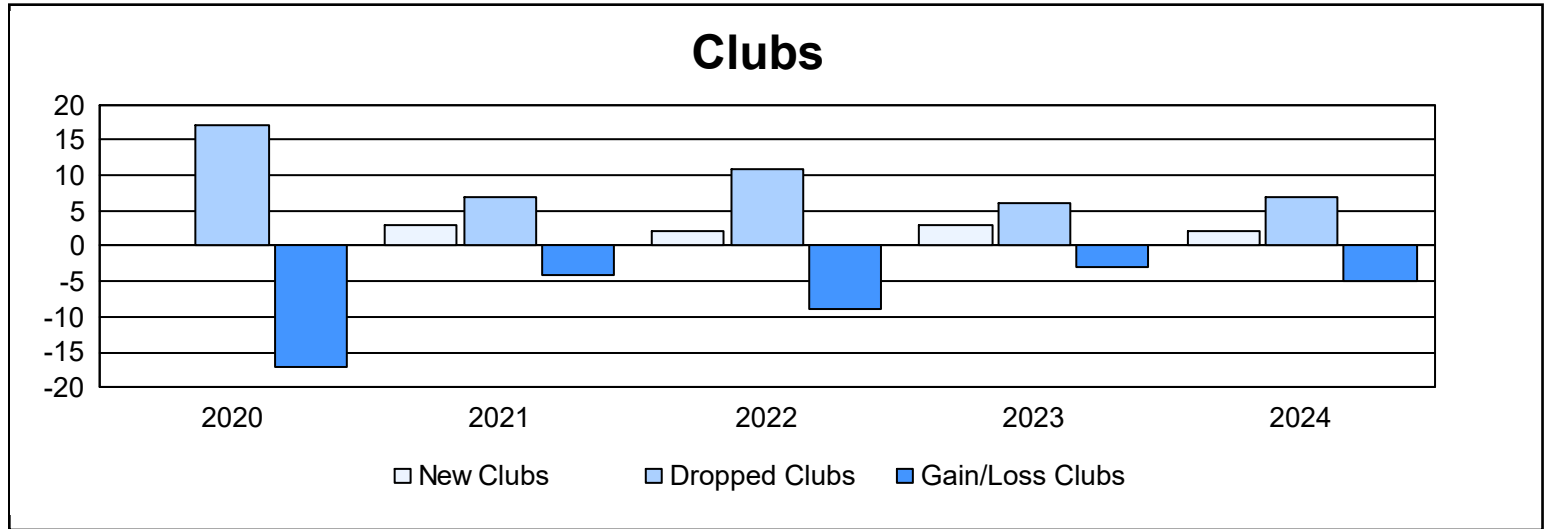
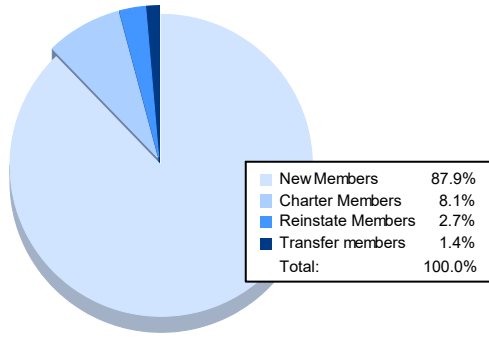


Year	New Clubs	Dropped Clubs	Gain/ Loss Clubs	New Members	Charter Members	Reinstate Members	Transfer Members	Total Member Added	Total Members Dropped	Gain/ Loss Members
2019-2020	0	17	-17	824	8	28	48	908	1,937	-1,029
2020-2021	3	7	-4	795	78	15	21	909	1,267	-358
2021-2022	2	11	-9	750	65	12	21	848	1,253	-405
2022-2023	3	6	-3	898	99	12	36	1,045	1,193	-148
2023-2024	2	7	-5	827	76	25	13	941	1,409	-468
Average	2	10	-8	819	65	18	28	930	1,412	-482



Membership Composition June 2024 Cumulative



Gender Composition June 2024 Cumulative

